


FEBRUARY

EDTECH CHALLENGE -- USE TECH TO SPREAD KINDNESS

INSPIRE OTHERS BY SHARING YOUR CREATIONS VIA SOCIAL MEDIA

#KINDTECH #RAK16 #BEKINDTOONEANOTHER



DAY 1

Check out teacher lesson plans on the Random Acts of Kindness Foundation website. Choose one area that might be good for your class to tackle during February!



DAY 2

Share an inspiring video with your class from the Kindness daily section of the www.randomactsofkindness.org website.



DAY 3

Create a Random Acts of Kindness Word Cloud using Word Mosaic or Wordle. Everyone adds a kind deed or a kind word about another student!



DAY 4

Use a mobile device to take pictures of kindness students witness all day long. Post to classroom Social Media page (Twitter, Edmodo, or Classroom) with a comment about the action.




DAY 5

Create Random Acts of Kindness Generator in Scratch. Use RAK.org website for ideas to put in your kindness generator program!



DAY 6

Use Google Drive to write a Kind letter and drawing, share in Google Classroom or other classroom management system.



DAY 7

Use PicMonkey to create a kindness gram for a friend.

Use [random team generator](http://randomteamgenerator.com) to assign recipient of kindness gram.



DAY 8

Create a QR Code with a Hidden Kindness Message



DAY 9

Use Pictocharts to create a cool infographic about Kindness to post at your school!



Pull Data from [why kindness is important](http://whykindnessisimportant.org) page of RAK.org website


DAY 10

Create a kindness meme with Meme Generator.




DAY 11

Use Skitch to create a silly selfie that lists the things you love about yourself!



DAY 12

Use the video app Boomerang to create a Random Acts of Kindness Vine.



DAY 13

Use Garageband or Soundtrap to write a love song/rhyme/haiku.



DAY 14

Use Voki or Tellagami to create an avatar valogram... create a fun background with a kind message!



DAYS 15-17



Combine all of the skills learned this month to create a movie or slideshow with music using iMovie, Animoto, Prezi, Emaze, or Google Slides!

